

URBAN YOUTH UNEMPLOYMENT IN ETHIOPIA


PRESENTED BY: WAKO EYOB
ADAM(19492E), 2016

SOME GLOBAL FACT ON ADOLESCENTS AND YOUTH

(from different international
organizations)

Almost 1.8 billion people in the world today are between 10 and 25 years old.

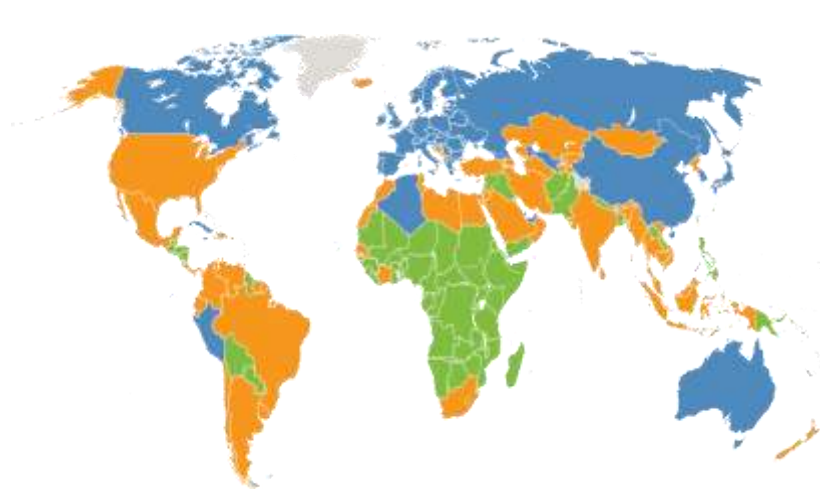
About nine out of 10 people between the ages 10 and 24 live in less developed.



United Nations Fund for Population Activities (UNFPA)REPORT 2014

“THE POWER OF 1.8 BILLION, ADOLESCENTS, YOUTH AND THE TRANSFORMATION OF THE FUTURE”

- Young people aged 15 to 24 people are almost three times more likely than older segments of the population to be unemployed, and in some countries the youth unemployment rate exceeds 50 per cent
- Some 69 million adolescents of lower secondary school age remain out of school
- 1.5 billion persons, the majority of them under the age of 30, live in conflict or in fragile situations



Close to 90 percent of the world's youth live in developing countries, where they tend to make up the largest proportion of the population

- Some 74 million youth are unemployed, and more than 600 million jobs need to be generated globally by the year 2030

About 525 million people-
-survive on less than \$2 a
day.

- ❑ In 2011, 57 million children were not enrolled in school
- ❑ Globally, 73.4 million youth between the ages of 15 and 24 are unemployed.
- ❑ Only 10 per cent of young men and 15 per cent of young women know their HIV status.

DIGITAL DIVIDE

The percentage of youth aged 15 to 24 classified as "digital natives" is much higher in wealthier countries with better Internet access.

Sub-Saharan Africa 10%

World 30%

World and regional

Basic youth factsheet

World and regional data	Population			
	Total population in millions, 2014	Population aged 10-24, 2014	Population aged 10-24 in 2014	Average annual rate of population change, per cent, 2010-2015
Arab States	327	29	95	2
Asia and the Pacific	3823	25	957	1
Eastern Europe and Central Asia	263	22	59	0.5
Latin American and Caribbean	618	27	165	1.1
East and Southern Africa	523	32	170	2.6
West and Central Africa	388	32	123	2.7
More developed regions	1256	17	217	0.3
Less developed regions	5988	26	1580	1.3
Least developed regions	919	32	294	2.3
World	7244	25	1797	1.1

Cf. state of world population 2014

Population aged 12-24 by region, 2012 to 2100 (*Millions*)

Age 12-17

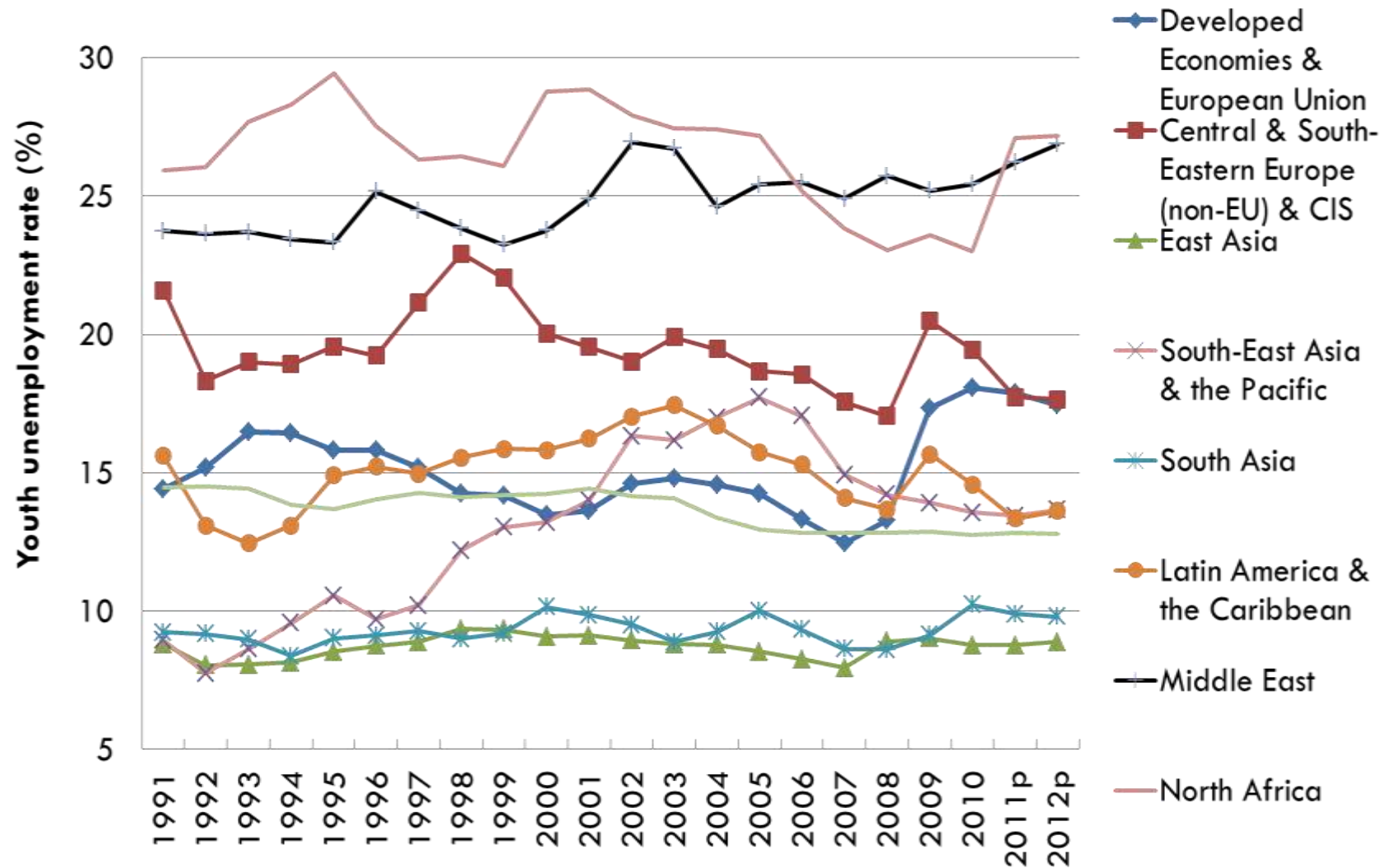
	2012	2040	2100
World	721	755	731
Africa	142	225	305
Asia and the Pacific	432	387	293
Latin America and the Caribbean	66	58	43
Developed countries	82	85	90
Age 18-24			
World	850	883	859
Africa	144	241	353
Asia and the Pacific	521	469	349
Latin America and the Caribbean	74	70	51
Developed countries	111	104	106

GLOBAL UNEMPLOYMENT TRENDS

Unemployment is one of the several socio-economic problems prevailing in virtually all countries of the world. It has long been one of the several features of the urban phenomenon in many countries though some countries have suffered the worse rate of unemployment than others. The problem has a serious effect not only on the living standards of the people (negative effects on the psychology, socio-economic and physical well-being) but also on the socio-economic status of a nation.

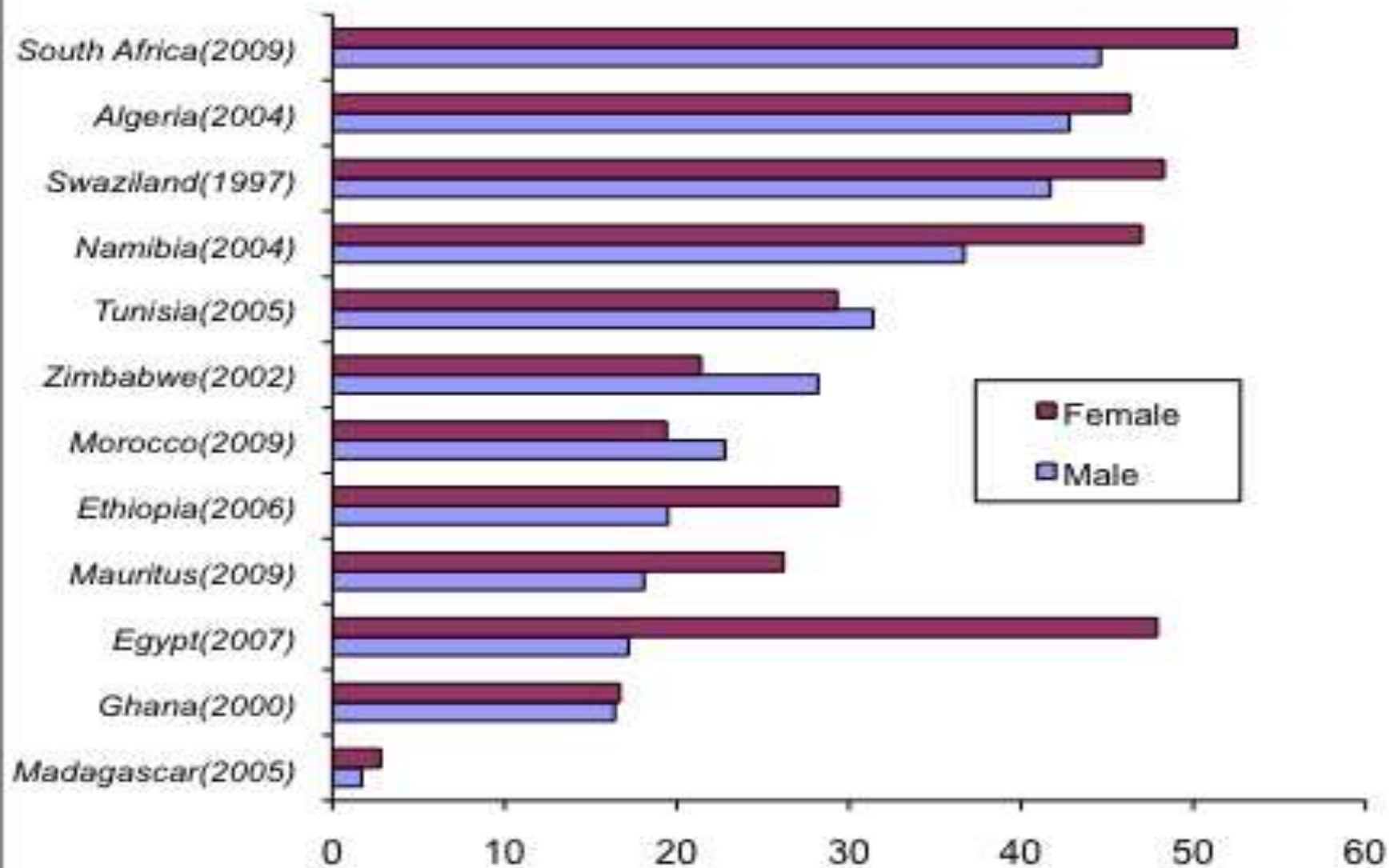
Today, in most of the developing countries the problem of unemployment is a central concern of development; and more recently the discussion has focused on unemployment in urban sectors. Many urban centers in developing countries are challenged by high rates of unemployment. Moreover, despite the huge unemployed labor force, urban centers of these nations experience high rate of rural-to-urban migration, exacerbating the unemployment problem of urban areas. A spatial perspective of Africa's labor market outcomes witness higher rates of unemployment in urban areas than in rural ones.

Youth unemployment is a problem that affects most countries. The ability of youth to engage in productive activities has both social and economic consequences for an economy. Youth unemployment is often higher than the unemployment rate for adults highlighting the concerns that many countries face in facilitating the transition from school to work. In developing countries, youth face not only the challenge of obtaining productive employment, but also obtaining safe and acceptable work. ILO 2014

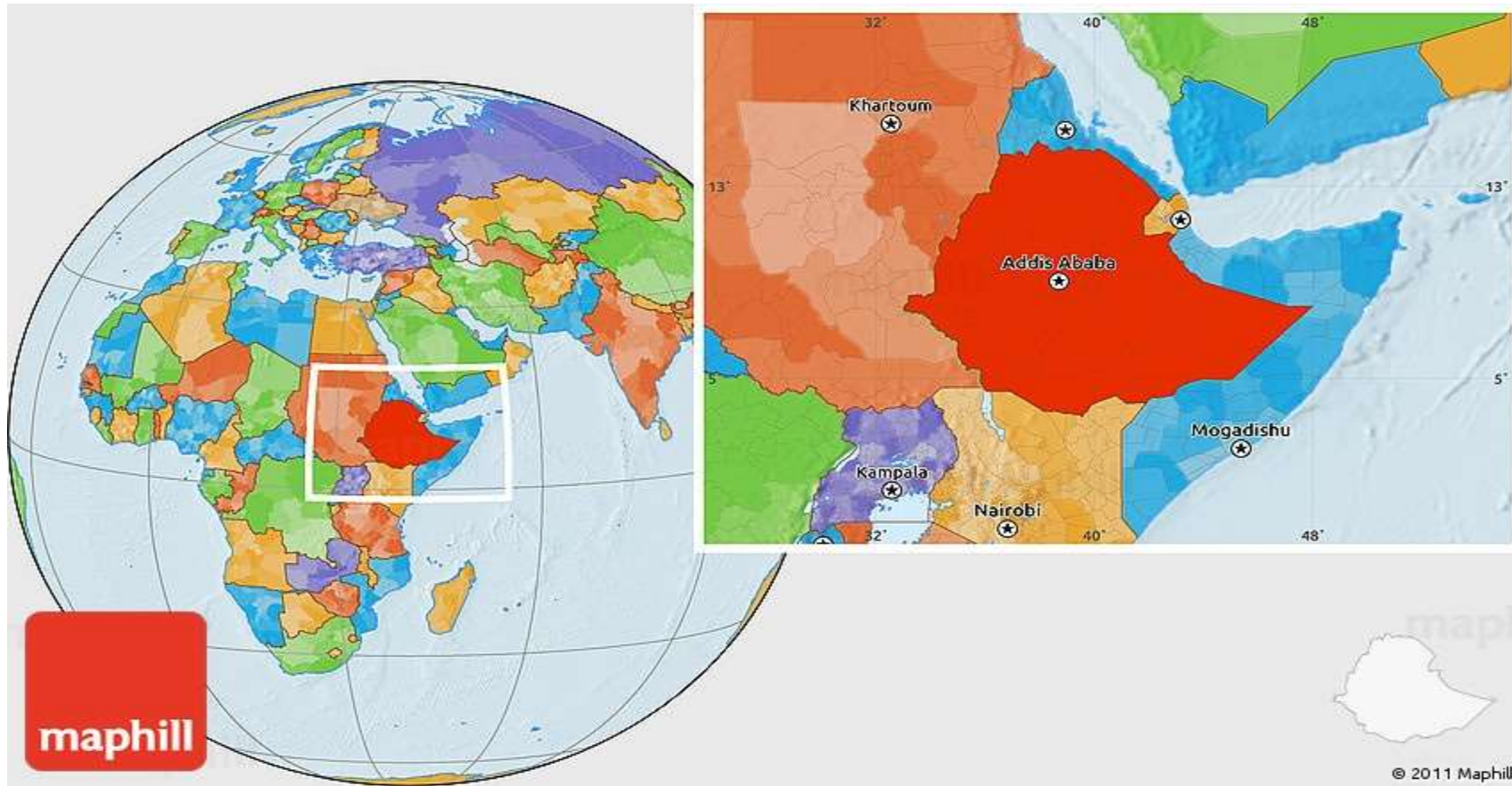


: Youth unemployment rates by region (1991-2012), in percentage

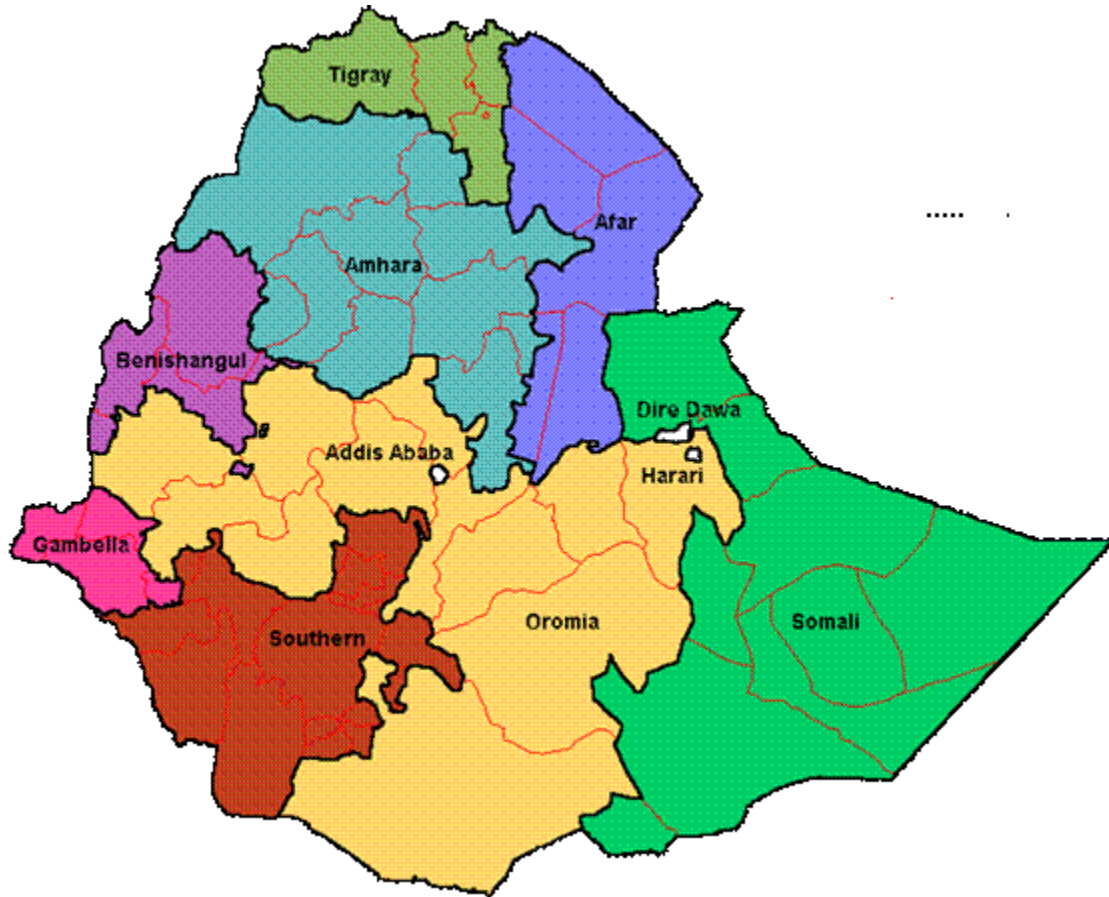
Figure 2. High levels of unemployment among young people throughout Africa



Source: ILO Key Indicators of the Labor Market, version 6



Youth population and the issue of urban unemployment in Ethiopia(2010-2014)



Official Name:

**THE FEDERAL DEMOCRATIC
REPUBLIC OF ETHIOPIA**

Density:

Religion:

Christianity (40%), Islam (40%),
African Traditional religion (20%)

population:

In 2007, Ethiopia's population was estimated at 73 million people (CSA, 2010), this represented a 38 percent increase from 1994. The youth population totaled over 20 million, representing 28 percent of the population.

GENERAL CONTEXT

Ethiopia is one of the sub-Saharan Africa countries situated in the Horn of Africa. *Ethiopia, a nation of more than eighty ethnic groups and a similar number of languages some of them having no written form, has a great heritage of oral literature. Reflections on historical events and legends as well as expressions on religious, political, social and cultural life of the people dominate this vast treasure of oral literature.*

In Ethiopia, rain-fed dependent agriculture is very sensitive to fluctuation in climatic conditions.

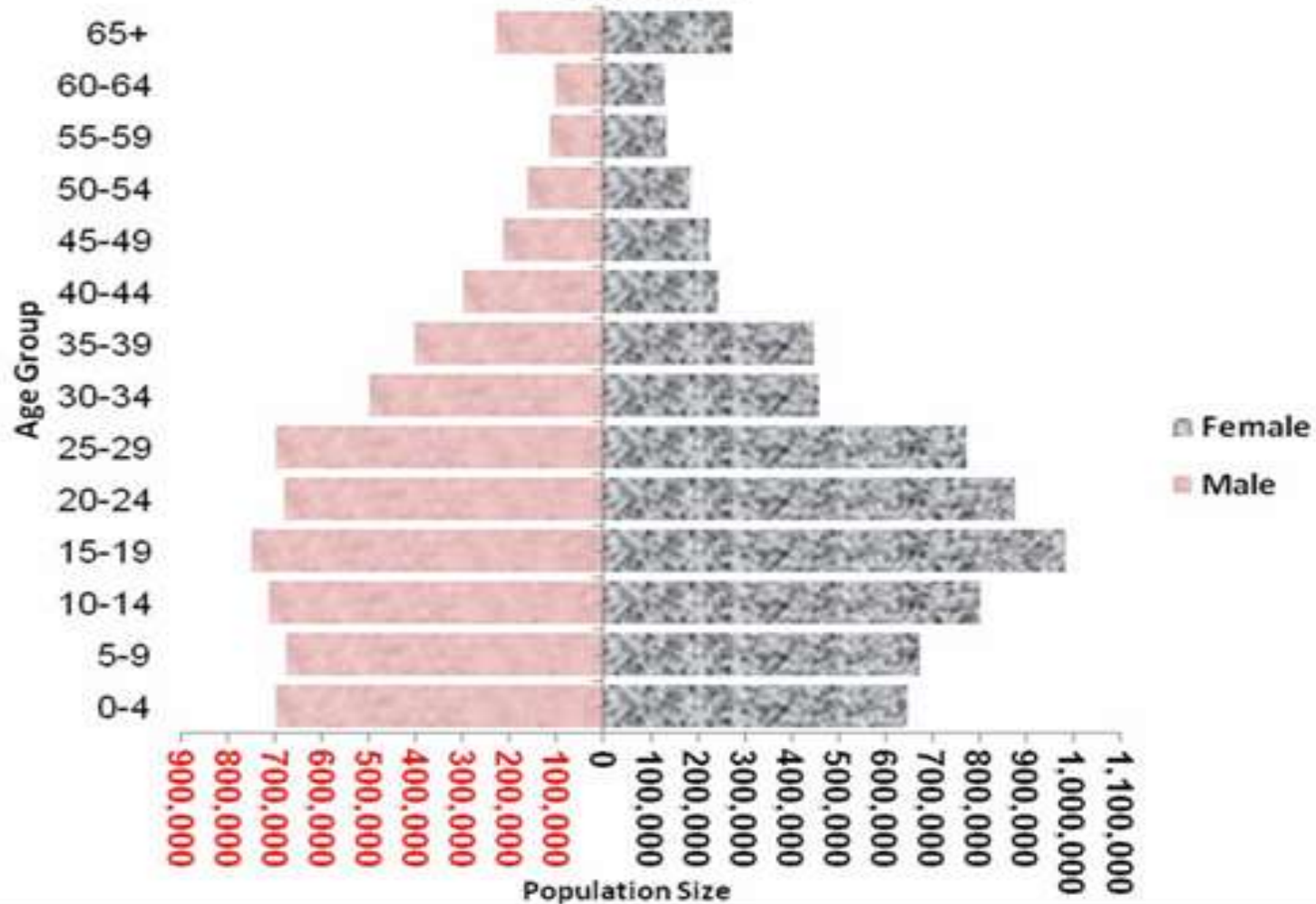
Distribution of urban population by Age Group ,Sex and Sex Ratio, Ethiopia Total:2011

Age Group	Both Sexes		Male		Female		Sex Ratio
	No.	%	No.	%	No.	%	
All Ages	13,093,359	100	6,241,603	100	6,851,757	100	91.1
0-4	1,347,646	10.3	700,305	11.2	647,341	9.4	108.2
5-9	1,348,633	10.3	675,233	10.8	673,400	9.8	100.3
10-14	1,513,511	11.6	713,106	11.4	800,405	11.7	89.1
15-19	1,735,484	13.3	751,452	12.0	984,032	14.4	76.4
20-24	1,556,477	11.9	679,531	10.9	876,947	12.8	77.5
25-29	1,470,711	11.2	699,615	11.2	771,096	11.3	90.7
30-34	957,508	7.3	498,411	8.0	459,097	6.7	108.6
35-39	850,679	6.5	401,785	6.4	448,894	6.6	89.5
40-44	542,611	4.1	298,454	4.8	244,158	3.6	122.2
45-49	440,017	3.4	215,355	3.5	224,662	3.3	95.9
50-54	347,848	2.7	161,285	2.6	186,562	2.7	86.5
55-59	245,521	1.9	113,124	1.8	132,397	1.9	85.4
60-64	234,669	1.8	104,252	1.7	130,417	1.9	79.9
65+	502,044	3.8	229,695	3.7	272,349	4.0	84.3

Distribution of urban population by Age Group ,Sex and Sex Ratio, Country Total:2011

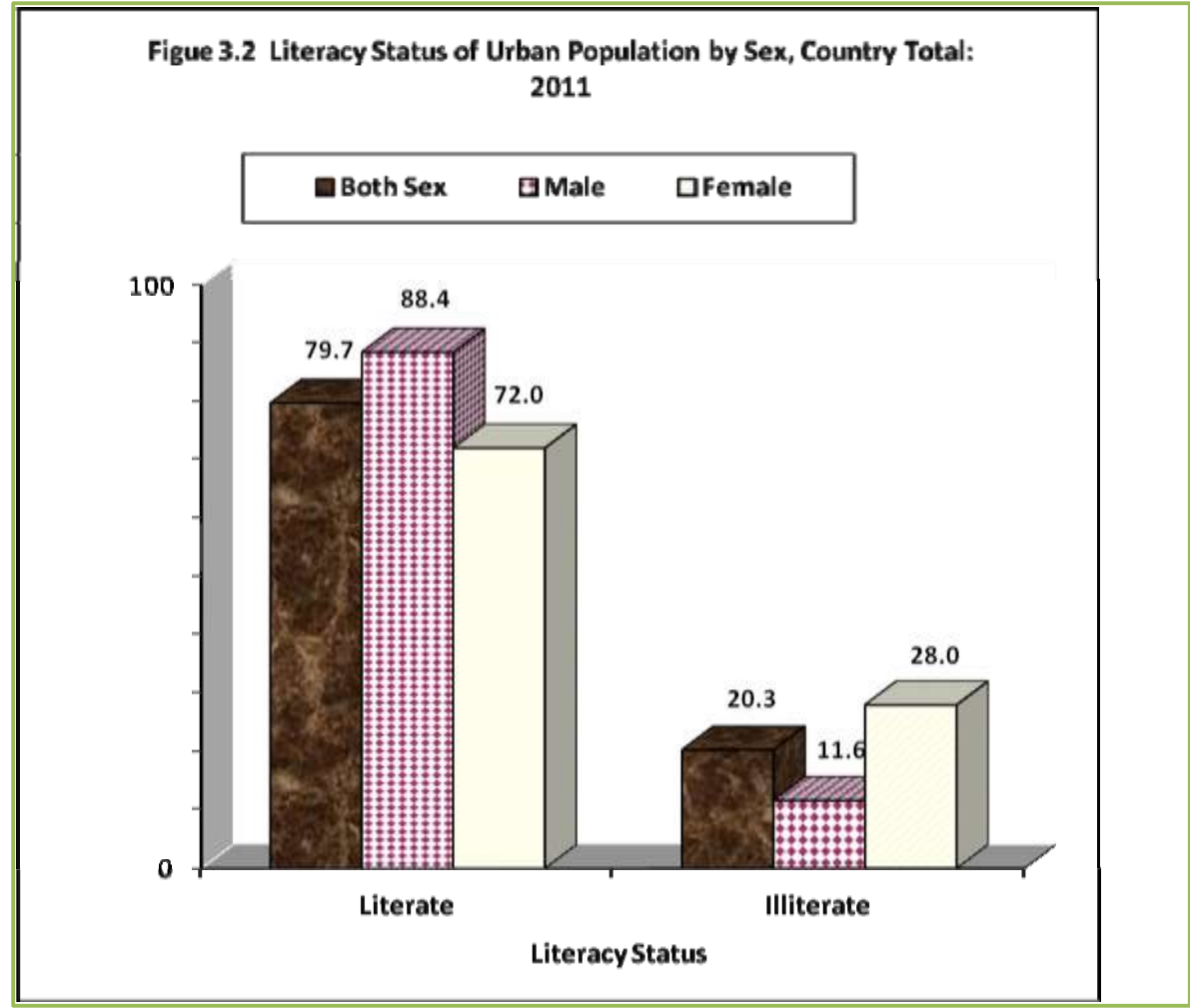
Age Group	Both Sexes		Male		Female		Sex Ratio
	No.	%	No.	%	No.	%	
All Ages	13,093,359	100	6,241,603	100	6,851,757	100	91.1
0-4	1,347,646	10.3	700,305	11.2	647,341	9.4	108.2
5-9	1,348,633	10.3	675,233	10.8	673,400	9.8	100.3
10-14	1,513,511	11.6	713,106	11.4	800,405	11.7	89.1
15-19	1,735,484	13.3	751,452	12.0	984,032	14.4	76.4
20-24	1,556,477	11.9	679,531	10.9	876,947	12.8	77.5
25-29	1,470,711	11.2	699,615	11.2	771,096	11.3	90.7

**Figure 3.1 Age Pyramid of Urban Population -Country
Total:2011**



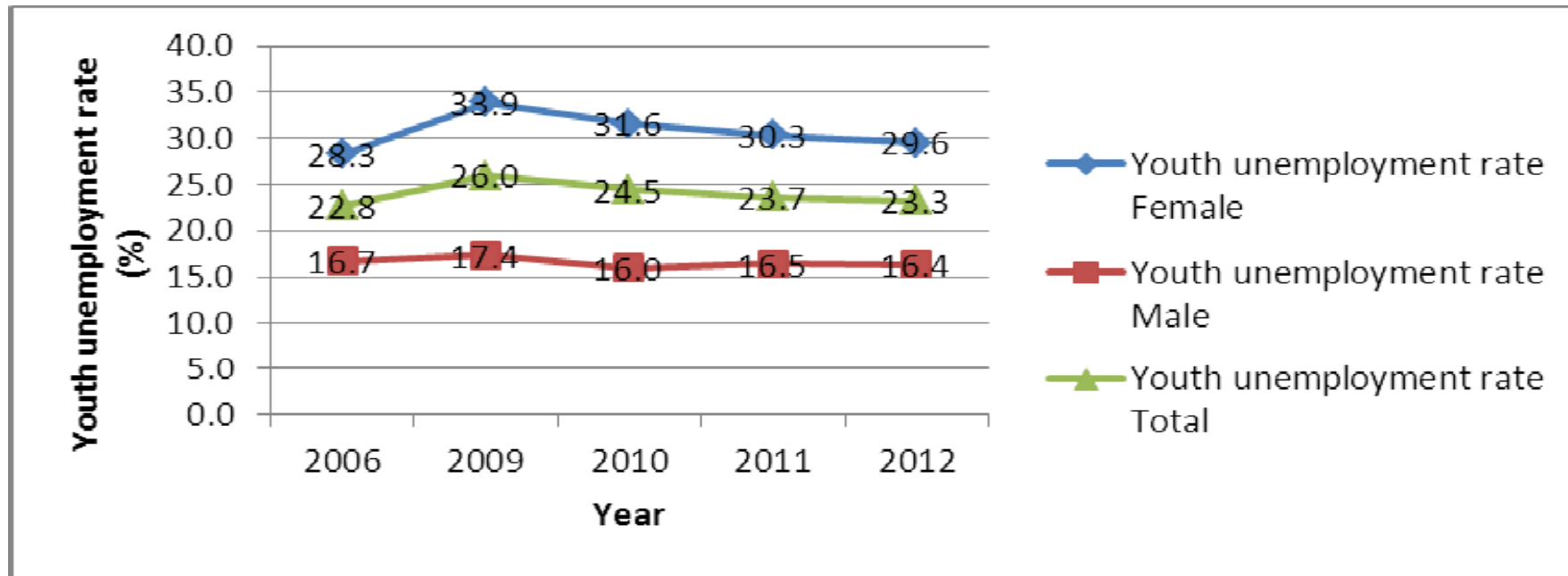
100

Figure 3.2 Literacy Status of Urban Population by Sex, Country Total: 2011

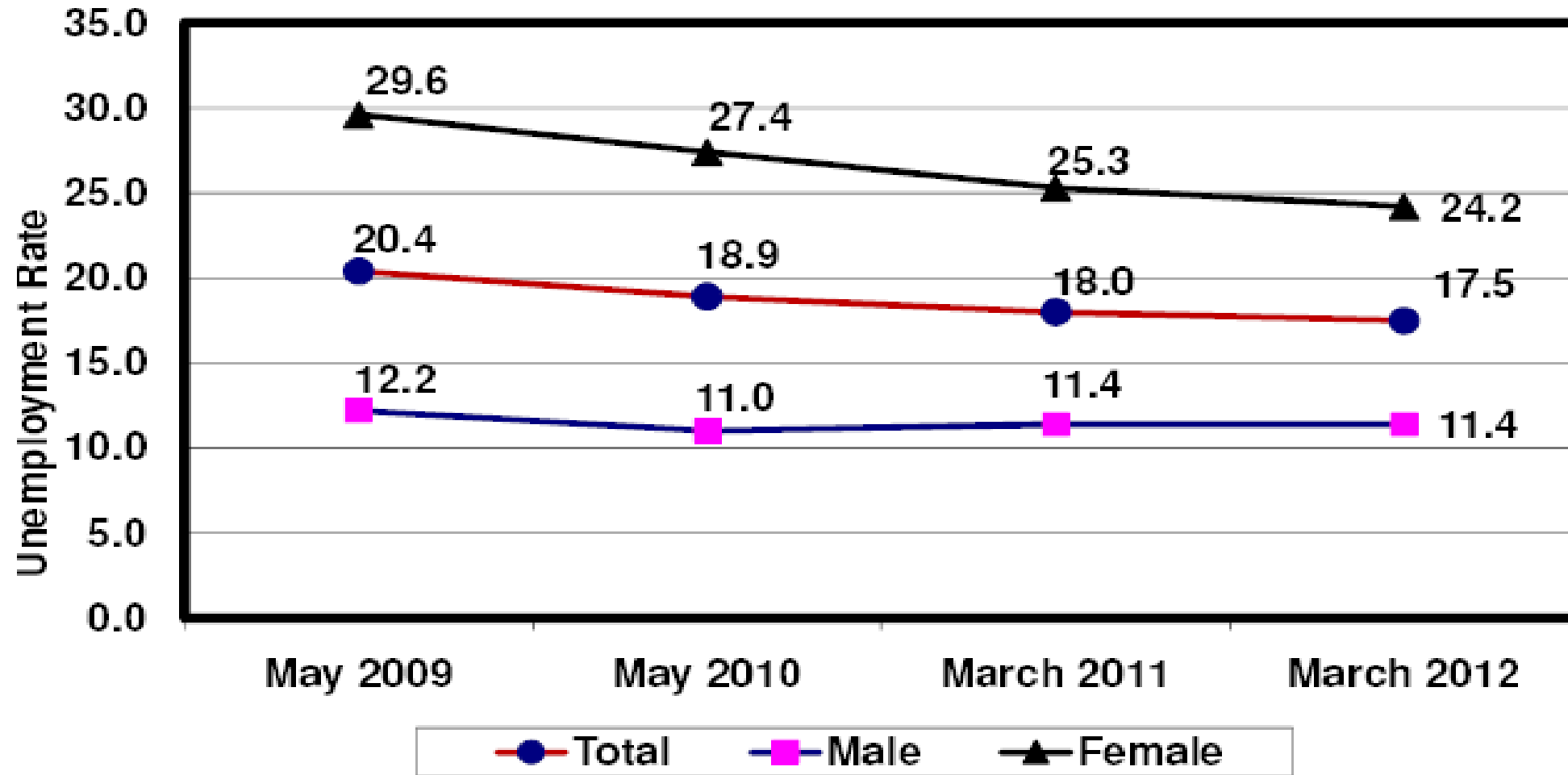


Characteristics of The Ethiopian Labour Market and YOUTH UNEMPLOYMENT

The youth labour market is of particular concern in developing countries such as Ethiopia due to a high proportion of youth in the demographic profile. There is a belief that more youth in the population create difficult pressures on the labour market and a growing youth population can have important long run implications on youth unemployment



Trends of Urban Unemployment Rate by Sex, During the Four Survey Periods, Country Total



Labour market outlook for Ethiopia (2000–17)						
	2000–07	2008–13	2014	2015	2016	2017
Labour force participation rate	47.4	47.7	48.0	48.2	48.3	48.3
Unemployment rate	13.4	11.4	12.5	12.1	11.8	11.6
Employment growth	2.9	1.9	1.5	2.5	2.1	2.2
Vulnerable employment	36.7	33.7	34.2	34.0	33.8	33.6

Conclusion

Education is a fundamental human right and the bedrock of sustainable development: it contributes to all three dimensions of sustainable development – social, economic, and environment - and underpins governance, peace and security.

FINE!!!!
GRAZIE